

The purpose of these practice test materials is to orient teachers and students to the types of questions on paper-based FSA tests. By using these materials, students will become familiar with the types of items and response formats they may see on a paper-based test. The practice questions and answers are not intended to demonstrate the length of the actual test, nor should student responses be used as an indicator of student performance on the actual test. The practice test is not intended to guide classroom instruction.

**Directions for Answering the  
Mathematics Practice Test Questions**

If you don't know how to work a problem, ask your teacher to explain it to you. Your teacher has the answers to the practice test questions.

You may need formulas and conversions to help you solve some of the problems. You may refer to the Reference Sheet on page 5 as often as you like.

Use the space in your Mathematics Practice Test Questions booklet to do your work.

All trademarks and trade names found in this publication are the property of their respective owners and are not associated with the publishers of this publication.

## Directions for Completing the Response Grids

1. Work the problem and find an answer.
2. Write your answer in the answer boxes at the top of the grid.
  - Write your answer with the first digit in the left answer box OR with the last digit in the right answer box.
  - Write only one digit or symbol in each answer box. Do NOT leave a blank answer box in the middle of an answer.
  - Be sure to write a decimal point, negative sign, or fraction bar in the answer box if it is a part of the answer.
3. Fill in a bubble under each box in which you wrote your answer.
  - Fill in one and ONLY one bubble for each answer box. Do NOT fill in a bubble under an unused answer box.
  - Fill in each bubble by making a solid mark that completely fills the circle.
  - You MUST fill in the bubbles accurately to receive credit for your answer.

⊖	⊖	⊖	⊖	⊖	⊖	⊖	⊖
∕	∕	∕	∕	∕	∕	∕	∕
•	•	•	•	•	•	•	•
0	0	0	0	0	0	0	0
1	1	1	1	1	1	1	1
2	2	2	2	2	2	2	2
3	3	3	3	3	3	3	3
4	4	4	4	4	4	4	4
5	5	5	5	5	5	5	5
6	6	6	6	6	6	6	6
7	7	7	7	7	7	7	7
8	8	8	8	8	8	8	8
9	9	9	9	9	9	9	9

} Answer boxes  
} Negative sign  
} Fraction bar  
} Decimal point  
} Number bubbles

When a percent is required to answer a question, do NOT convert the percent to its decimal or fractional equivalent. Grid in the percent value without the % symbol. Do the same with dollar amounts.

-	1	1				
⊖	⊖	⊖	⊖	⊖	⊖	⊖
/	/	/	/	/	/	/
⊙	⊙	⊙	⊙	⊙	⊙	⊙
0	0	0	0	0	0	0
1	●	●	1	1	1	1
2	2	2	2	2	2	2
3	3	3	3	3	3	3
4	4	4	4	4	4	4
5	5	5	5	5	5	5
6	6	6	6	6	6	6
7	7	7	7	7	7	7
8	8	8	8	8	8	8
9	9	9	9	9	9	9

		-	6	.	7	8
⊖	⊖	●	⊖	⊖	⊖	⊖
/	/	/	/	/	/	/
⊙	⊙	⊙	⊙	●	⊙	⊙
0	0	0	0	0	0	0
1	1	1	1	1	1	1
2	2	2	2	2	2	2
3	3	3	3	3	3	3
4	4	4	4	4	4	4
5	5	5	5	5	5	5
6	6	6	●	6	6	6
7	7	7	7	7	●	7
8	8	8	8	8	8	●
9	9	9	9	9	9	9

2	5	.	3			
⊖	⊖	⊖	⊖	⊖	⊖	⊖
/	/	/	/	/	/	/
⊙	⊙	●	⊙	⊙	⊙	⊙
0	0	0	0	0	0	0
1	1	1	1	1	1	1
●	2	2	2	2	2	2
3	3	3	●	3	3	3
4	4	4	4	4	4	4
5	●	5	5	5	5	5
6	6	6	6	6	6	6
7	7	7	7	7	7	7
8	8	8	8	8	8	8
9	9	9	9	9	9	9

				1	3	6
⊖	⊖	⊖	⊖	⊖	⊖	⊖
/	/	/	/	/	/	/
⊙	⊙	⊙	⊙	⊙	⊙	⊙
0	0	0	0	0	0	0
1	1	1	1	●	1	1
2	2	2	2	2	2	2
3	3	3	3	3	●	3
4	4	4	4	4	4	4
5	5	5	5	5	5	5
6	6	6	6	6	6	●
7	7	7	7	7	7	7
8	8	8	8	8	8	8
9	9	9	9	9	9	9

Do NOT write a mixed number, such as  $13\frac{1}{4}$ , in the answer boxes.

Change the mixed number to an equivalent fraction, such as  $\frac{53}{4}$ , or to an

equivalent decimal, such as 13.25. Do not try to fill in  $13\frac{1}{4}$ , as it would be

read as  $\frac{131}{4}$  and would be counted wrong.

**CORRECT**

**INCORRECT**

5	3	/	4			
⊖	⊖	⊖	⊖	⊖	⊖	⊖
/	●	/	/	/	/	/
⊙	⊙	⊙	⊙	⊙	⊙	⊙
0	0	0	0	0	0	0
1	1	1	1	1	1	1
2	2	2	2	2	2	2
3	●	3	3	3	3	3
4	4	4	●	4	4	4
●	5	5	5	5	5	5
6	6	6	6	6	6	6
7	7	7	7	7	7	7
8	8	8	8	8	8	8
9	9	9	9	9	9	9

OR

1	3	.	2	5		
⊖	⊖	⊖	⊖	⊖	⊖	⊖
/	/	/	/	/	/	/
⊙	⊙	●	⊙	⊙	⊙	⊙
0	0	0	0	0	0	0
●	1	1	1	1	1	1
2	2	2	●	2	2	2
3	●	3	3	3	3	3
4	4	4	4	4	4	4
5	5	5	5	●	5	5
6	6	6	6	6	6	6
7	7	7	7	7	7	7
8	8	8	8	8	8	8
9	9	9	9	9	9	9

1	3	1	/	4		
⊖	⊖	⊖	⊖	⊖	⊖	⊖
/	/	●	/	/	/	/
⊙	⊙	⊙	⊙	⊙	⊙	⊙
0	0	0	0	0	0	0
●	1	●	1	1	1	1
2	2	2	2	2	2	2
3	●	3	3	3	3	3
4	4	4	4	4	4	4
5	5	5	5	5	5	5
6	6	6	6	6	6	6
7	7	7	7	7	7	7
8	8	8	8	8	8	8
9	9	9	9	9	9	9

# Algebra 1 EOC FSA Mathematics Reference Sheet

## Customary Conversions

1 foot = 12 inches  
1 yard = 3 feet  
1 mile = 5,280 feet  
1 mile = 1,760 yards

1 cup = 8 fluid ounces  
1 pint = 2 cups  
1 quart = 2 pints  
1 gallon = 4 quarts

1 pound = 16 ounces  
1 ton = 2,000 pounds

## Metric Conversions

1 meter = 100 centimeters  
1 meter = 1000 millimeters  
1 kilometer = 1000 meters

1 liter = 1000 milliliters

1 gram = 1000 milligrams  
1 kilogram = 1000 grams

## Time Conversions

1 minute = 60 seconds  
1 hour = 60 minutes  
1 day = 24 hours  
1 year = 365 days  
1 year = 52 weeks

**BLANK PAGE**



**Session 1**



Use the space in this booklet to do your work. For multiple-choice items, fill in one bubble for the correct answer. For editing task choice items, matching items, and multiselect items, fill in the bubbles for all of the correct answers. For items with response grids, refer to the Directions for Completing the Response Grids on pages 3 and 4. If you change your answer, be sure to erase completely. Calculators are NOT permitted for Session 1 of this practice test.

1. Jeremy determines that  $\sqrt{9} = 9^{\frac{1}{2}}$ . Part of his work is shown.

$$\sqrt{9} = 3 = 3^1 = 3^{\frac{1}{2} + \frac{1}{2}} = \underline{\hspace{2cm}} = 9^{\frac{1}{2}}$$

Which expression or equation should be placed in the blank to correctly complete Jeremy's work?

- (A)  $(3^2)^1$
- (B)  $3^{\frac{1}{2}} + 3^{\frac{1}{2}}$
- (C)  $3^{\frac{1}{2}} \cdot 3^{\frac{1}{2}} = (3 \cdot 3)^{\frac{1}{2}}$
- (D)  $3^{\frac{1}{2}} \cdot 3^{\frac{1}{2}} = (3 \cdot 3)^{\frac{1}{2} + \frac{1}{2}}$



2. A bird drops a stick from the top of Miami Tower. The height of the stick after  $x$  seconds is given by  $f(x) = 625 - 16x^2$ .

Select all the correct interpretations of the coordinates of the point at the maximum of the function  $f(x)$ .

- Ⓐ the time it takes the stick to hit the ground
- Ⓑ the time when the stick is at its highest point
- Ⓒ the height of the stick when it is dropped from Miami Tower
- Ⓓ the time when the stick is dropped from the top of Miami Tower
- Ⓔ the distance of the stick from Miami Tower when it hits the ground

3. Some of the steps in Raya’s solution to  $2.5(6.25x + 0.5) = 11$  are shown.

<b>Statement</b>	<b>Reason</b>
1. $2.5(6.25x + 0.5) = 11$	1. Given
2.	2.
3.	3. Subtraction property of equality
4. $x = 0.624$	4. ?

Select the correct reason for line 4 of Raya’s solution.

- Ⓐ Closure property
- Ⓑ Distributive property
- Ⓒ Addition property of equality
- Ⓓ Division property of equality
- Ⓔ Symmetric property of equality

4. Cora is using successive approximations to estimate a positive solution to  $f(x) = g(x)$ , where  $f(x) = x^2 + 13$  and  $g(x) = 3x + 14$ . The table shows her results for different input values of  $x$ .

$x$	$f(x)$	$g(x)$
0	13	14
1	14	17
2	17	20
3	22	23
4	29	26
3.5	25.25	24.5

Use Cora's process to find the positive solution, to the nearest tenth, of  $f(x) = g(x)$ .

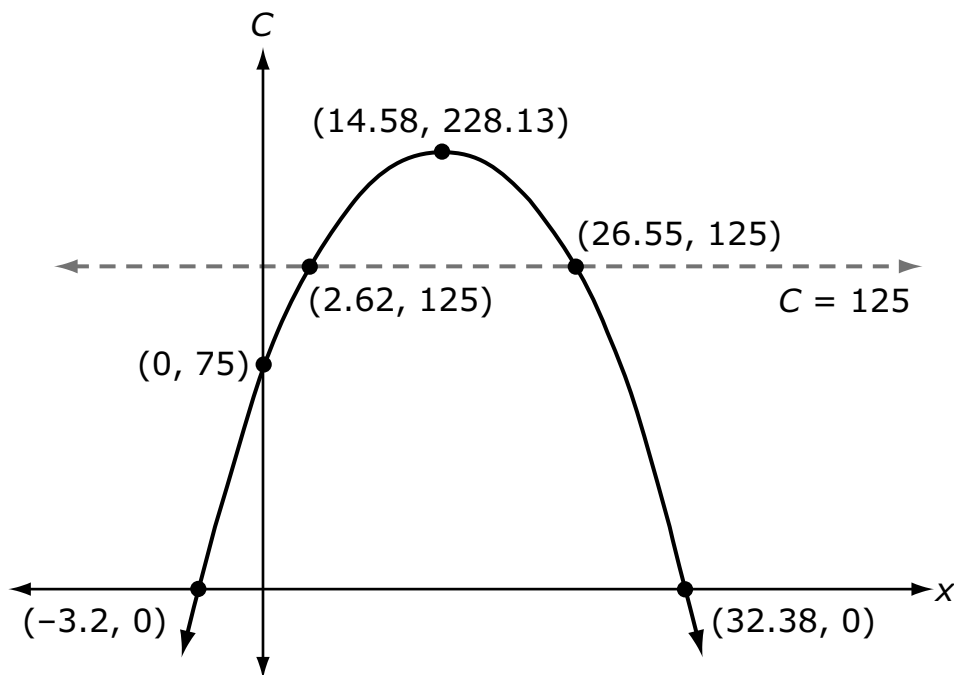
-	-	-	-	-	-	-	-
/	/	/	/	/	/	/	/
.	.	.	.	.	.	.	.
0	0	0	0	0	0	0	0
1	1	1	1	1	1	1	1
2	2	2	2	2	2	2	2
3	3	3	3	3	3	3	3
4	4	4	4	4	4	4	4
5	5	5	5	5	5	5	5
6	6	6	6	6	6	6	6
7	7	7	7	7	7	7	7
8	8	8	8	8	8	8	8
9	9	9	9	9	9	9	9

5. The system  $\begin{cases} Px + Qy = R \\ Fx + Gy = H \end{cases}$  has the solution  $(3, -1)$ , where  $F, G, H, P, Q,$  and  $R$  are nonzero real numbers.

Select all the systems that are also guaranteed to have the solution  $(3, -1)$ .

- Ⓐ  $\begin{cases} (P + F)x + (Q + G)y = R + H \\ Fx + Gy = H \end{cases}$
- Ⓑ  $\begin{cases} (P + F)x + Qy = R + H \\ Fx + (G + Q)y = H \end{cases}$
- Ⓒ  $\begin{cases} Px + Qy = R \\ (3P + F)x + (3Q + G)y = 3H + R \end{cases}$
- Ⓓ  $\begin{cases} Px + Qy = R \\ (F - 2P)x + (G - 2Q)y = H - 2R \end{cases}$
- Ⓔ  $\begin{cases} Px + Qy = R \\ 5Fx + 5Gy = 5H \end{cases}$

6. The production cost,  $C$ , in thousands of dollars, for a toy company to manufacture a ball is given by the model  $C(x) = 75 + 21x - 0.72x^2$ , where  $x$  is the number of balls produced in one day, in thousands. The company wants to keep its production cost at or below \$125,000. The graph shown models the situation.



What is a reasonable constraint for the model?

- (A)  $-3.2 \leq x \leq 32.38$   
(B)  $2.62 \leq x \leq 26.55$   
(C)  $-3.2 \leq x \leq 2.62$  and  $26.55 \leq x \leq 32.38$   
(D)  $0 \leq x \leq 2.62$  and  $26.55 \leq x \leq 32.38$



**This is the end of Session 1.**





**Session 2**



Use the space in this booklet to do your work. For multiple-choice items, fill in one bubble for the correct answer. For editing task choice items, matching items, and multiselect items, fill in the bubbles for all of the correct answers. For items with response grids, refer to the Directions for Completing the Response Grids on pages 3 and 4. If you change your answer, be sure to erase completely. Scientific calculators may be used for Session 2 of this practice test.

7. Sue removes the plug from a trough to drain the water inside. The volume, in gallons, in the trough after it has been unplugged can be modeled by  $4t^2 - 32t + 63$ , where  $t$  is time, in minutes.
- A. Select the correct property that will give Sue the amount of time it takes the trough to drain.
- Ⓐ minimum
  - Ⓑ maximum
  - Ⓒ y-intercept
  - Ⓓ zero
- B. Select the expression that will reveal the property.
- Ⓐ  $4(0)^2 - 32(0) + 63$
  - Ⓑ  $(2t - 7)(2t - 9)$
  - Ⓒ  $4(t - 4)^2 - 1$
  - Ⓓ  $4(t - 8)^2 + 47$



8. Florida has 67 counties, and Texas has 254 counties.
- The mean population for the state of Florida by county is 291,834 with a standard deviation of 467,012.03, and the median is 107,056.
  - The mean population for the state of Texas by county is 104,127 with a standard deviation of 374,012.2261, and the median is 18,293.

Some of the data for both states are shown.

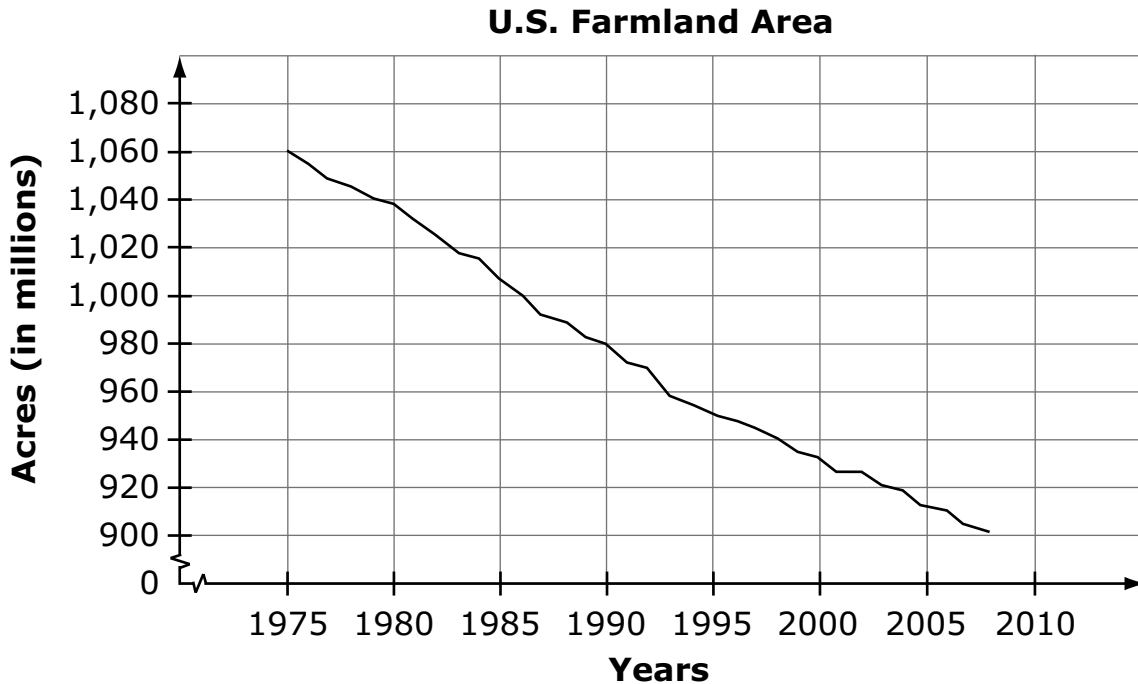
Florida		Texas	
County	Population	County	Population
Smallest	8,349	Smallest	95
First quartile	27,013	First quartile	7,057
Median	107,056	Median	18,293
Third quartile	337,362	Third quartile	49,426
Largest	2,617,176	Largest	4,336,853

A business moves its corporate location from Texas to Florida. As a result of the move, 8,193 people move from the largest Texas county to the smallest Florida county, in terms of population.

Select all the population statistics that will be affected by this population change.

	Increases	Decreases	Stays the Same
<b>Interquartile Range of Florida</b>	(A)	(B)	(C)
<b>Mean of Texas</b>	(D)	(E)	(F)
<b>Median of Florida</b>	(G)	(H)	(I)
<b>Standard Deviation of Texas</b>	(J)	(K)	(L)

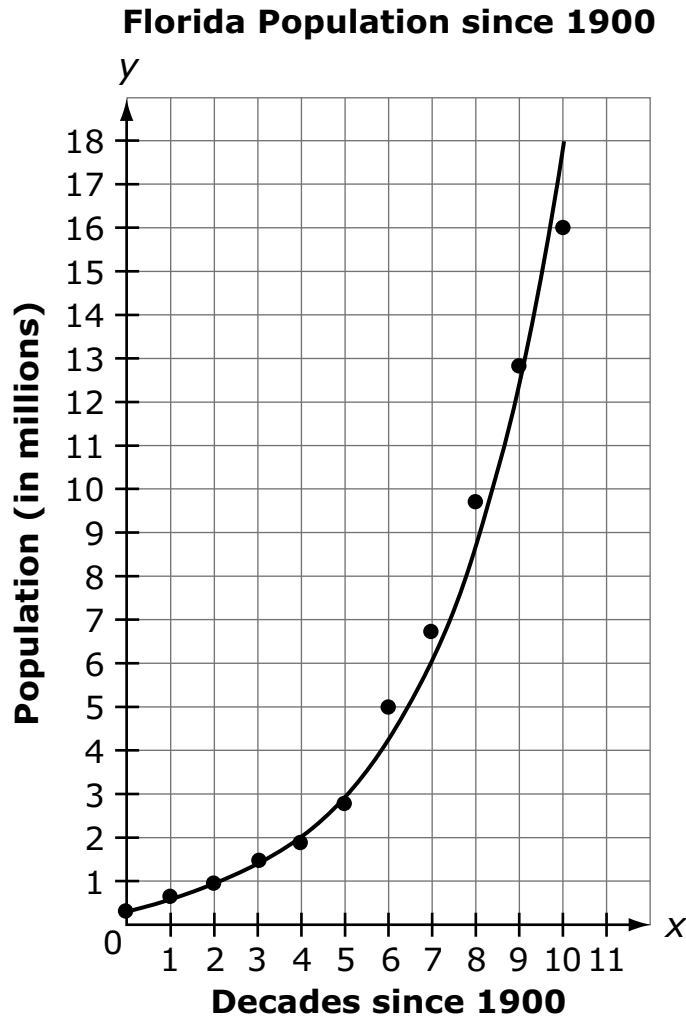
9. The graph shows the number of acres, in millions, of farmland in the United States from 1975 to 2008.



Which statement describes the average rate of change of the graph?

- (A) The number of acres of farmland in the United States decreases by 0.21 million each year.
- (B) The amount of farmland in the United States decreases by 4.8 million acres each year.
- (C) The time it takes the farmland in the United States to decrease by 160 acres is 33 years.
- (D) Every 5 years, the amount of farmland in the United States decreases by 20 acres.

10. The points on the graph show the population data, in millions, of the state of Florida for each decade from 1900 to 2000. The data are modeled by the function  $P(x) = 506975(1.43)^x$ , shown on the graph.



What is the domain of the graph of  $P(x)$  that is shown?

- (A)  $x \geq 0$
- (B)  $1900 \leq x \leq 2000$
- (C) all whole numbers
- (D)  $0 \leq x \leq 10$

- 11.** A bird drops a stick from the top of Miami Tower. The height of the stick after  $x$  seconds is given by  $f(x) = 625 - 16x^2$ .

What is the maximum value of  $f(x)$ ?

-	-	-	-	-	-	-
/	/	/	/	/	/	/
.	.	.	.	.	.	.
0	0	0	0	0	0	0
1	1	1	1	1	1	1
2	2	2	2	2	2	2
3	3	3	3	3	3	3
4	4	4	4	4	4	4
5	5	5	5	5	5	5
6	6	6	6	6	6	6
7	7	7	7	7	7	7
8	8	8	8	8	8	8
9	9	9	9	9	9	9

12. A librarian in a large city collects data about his summer reading program. He collects data for two years, 2011 and 2012, on how many books are read each week. His ordered data sets are shown.

2011	2012
44,126	35,001
44,901	41,534
55,080	68,550
58,546	75,534
79,984	76,617
99,860	84,834

The librarian writes a summary about his data, as shown.

Choose the correct word or phrase to fill in each blank in the summary. For each blank, fill in the circle **before** the word or phrase that is correct.

If you compare the means, it appears that in 2011 \_\_\_\_\_

[ (A) approximately 71 fewer (B) approximately 71 more (C) approximately 15,229 fewer (D) approximately 15,229 more] books were read on

average than in 2012. When the medians for the two years are

compared, the data show that in 2011 \_\_\_\_\_ [ (A) approximately

71 fewer (B) approximately 71 more (C) approximately 15,229 fewer

(D) approximately 15,229 more] books were read than in 2012. As far as

the spread of the data, both data sets have the same \_\_\_\_\_

[ (A) range (B) lower quartile (C) upper quartile (D) interquartile range ].



**This is the end of Session 2.**



**BLANK PAGE**



Office of Assessment  
Florida Department of Education, Tallahassee, Florida  
Copyright © 2015 State of Florida, Department of State